

Data sheet

idOil sensors

idOil® sensors

idOil sensors are an integral part of the idOil oil separator alarm system and they are to be used with the idOil control units. All idOil sensors are digital and polarity free.



idOil-LIQ high liquid level sensor

Indicates when the liquid level in the oil separator rises excessively e.g. in an outlet blockage situation.



idOil-OIL oil sensor

Detects oil and indicates when the separator's oil storage is full.



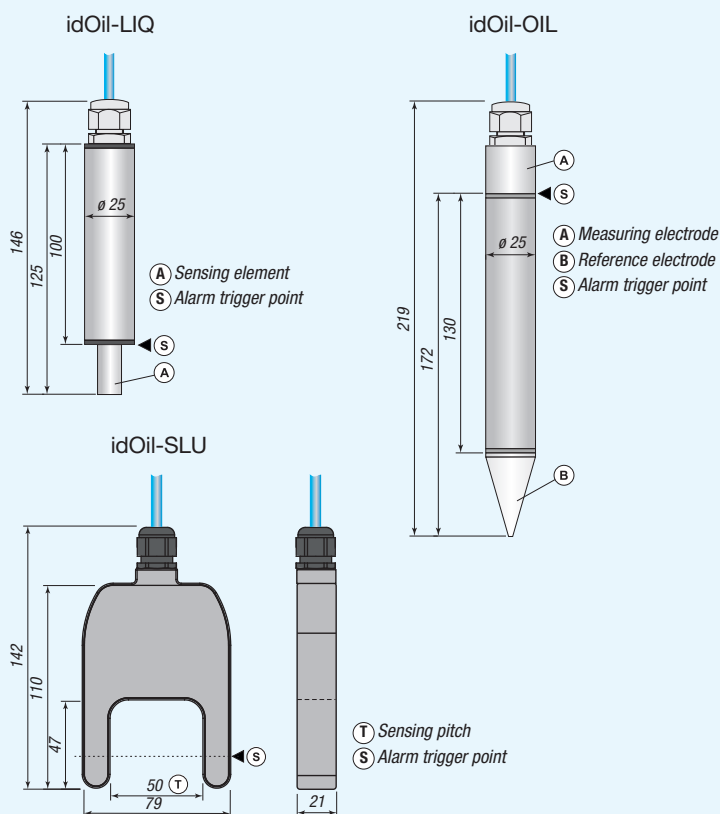
idOil-SLU sludge sensor

Monitors the sludge layer in the oil separator and indicates when the sludge layer has reached its maximum level.

Technical data

	idOil-LIQ	idOil-OIL	idOil-SLU
Measurement principle	Vibration	Conductive	Ultrasonic
Mounting	Suspension		
Wetted parts	PVC, aluminium, PA, CR, Viton	PVC, AISI 316, PA, CR, NBR	PP, AISI 316, PA, CR, Silicon
Weight incl. 5 m cable	240 g	395 g	530 g
IP classification	IP68		
Ambient temperature	-30 °C...+60 °C		-25 °C...+60 °C
Supply voltage	12 V DC		
Fixed cable	Length 5 m, 2 x 0.75 mm ² PUR unshielded		
EMC	IEC/EN 61000-6-2 Emission IEC/EN 61000-6-3 Immunity		
ATEX	VTT 17 ATEX 005X	VTT 17 ATEX 004X	VTT 17 ATEX 006X
IECEX	IECEX VTT 17.0003X	IECEX VTT 17.0002X	IECEX VTT 17.0004X
Ex-classification	Ex II 1 G Ex ia IIB T5 Ga	Ex II 1 G Ex ia IIA T5 Ga	Ex II 1 G Ex ia IIB T5 Ga
Exi interface values	U _i =16 V, I _i =80 mA, P _i =400 mW	U _i =16 V, I _i =80 mA, P _i =400 mW	U _i =16 V, I _i =80 mA, P _i =400 mW
Max values in IIB	C _i ≤ 5.2 nF, L _i ≤ 1.6 mH	C _i ≤ 5.2 nF, L _i ≤ 1.6 mH	C _i ≤ 4.0 nF, L _i ≤ 1.6 mH

Dimensions (mm)



Labkotec Oy reserves the rights to alterations without prior notice.

Measure your success

Labkotec
INDUSTRAL GROUP

Labkotec Oy
Myllyhaantie 6
FI-33960 Pirkkala, FINLAND
Tel. int. +358 (0)29 006 260
Fax int. +358 (0)29 006 1260
E-mail info@labkotec.fi

Labkotec AB
Ekbacksvägen 28
SE-168 69 Bromma, SWEDEN
Tel. int. +46 (0)8 130 060
Fax int. +46 (0)8 555 36108
E-mail info@labkotec.se

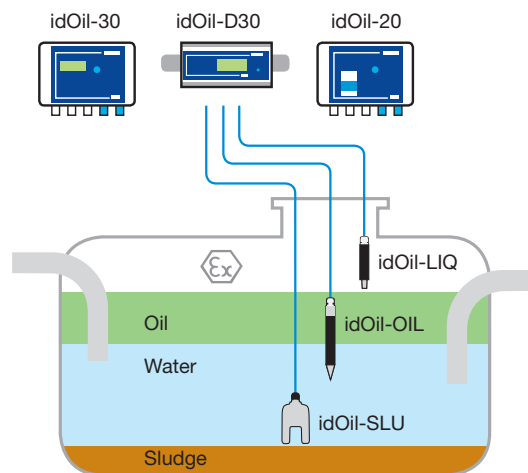
Labkotec GmbH
Technologiezentrum
Lise-Meitner-Strasse 2
DE-24941 Flensburg, GERMANY
Tel. int. +49 (0)461 9992 410
Fax int. +49 (0)461 4807 335
E-mail info@labkotec.de



Data sheet

idOil sensors

Application



Cable connectors

Cable connectors are used for cable extension between the sensors and the control unit. They are oil resistant, IP68 and suitable for ATEX Zone 0. Simple apparatus according to IEC/EN 60079-11.



LCJ1-1

Cable connector for one sensor.



LCJ1-2

Cable connector for two sensors.



LCJ1-3

Cable connector for three sensors.

Sensor cable extension with installation

Sensor cable extension with Labkotec cable connector

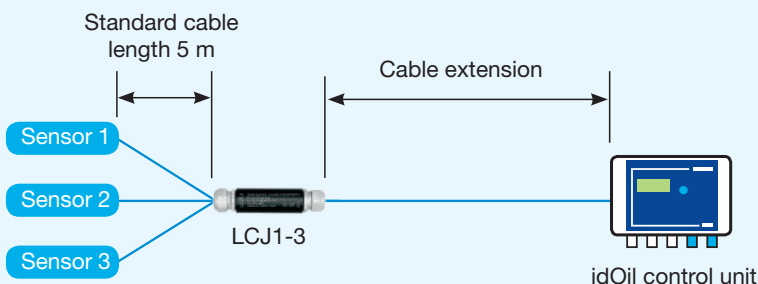
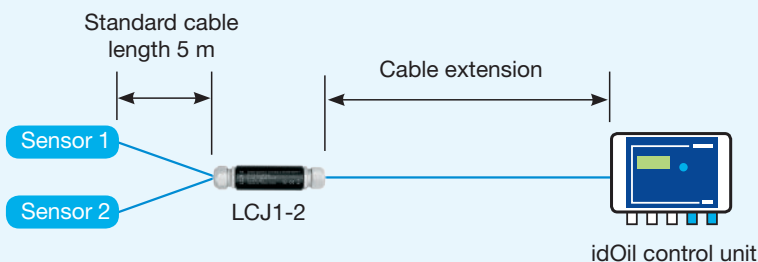
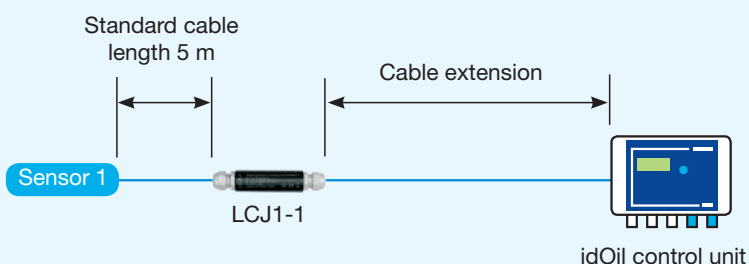
- LCJ1-1 for one sensor
- LCJ1-2 for two sensors
- LCJ1-3 for three sensors

Extension cable example

Twisted pair cable, 2 x 0.75 mm²

Extension cable diameter

- LCJ1-1: ø 4 mm...9 mm
- LCJ1-2 and LCJ1-3: ø 5 mm...10 mm
- Max. extension cable resistance 68 Ohms.



Labkotec Oy reserves the rights to alterations without prior notice.